

SAILS HANSE MANUAL




TP6 SAILS - DESIGNED BY QUANTUM FOR HANSE YACHTS

Quantum's Fusion M® construction brings to life the iQ Technology® designed fiber and filament matrix structures in a way to provide perfect balance and shared loading. This combination means unparalleled shape-holding from the outset through the long haul.

QUANTUM TP6 HIGH END MEMBRANE LAYERS

- Durable, UV Protective Gray Taffeta (Layers 1 and 5)
- Ultralight film (layers 2 and 4)
- High-Tenacity carbon and aramid fiber and filament matrix (layer 3)



TP6
Top Performance Sails

CUSTOM FIBER & FILAMENT MATRIX

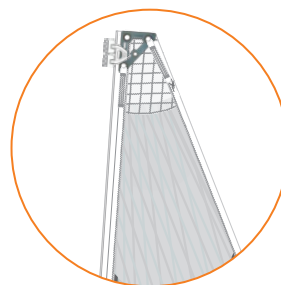
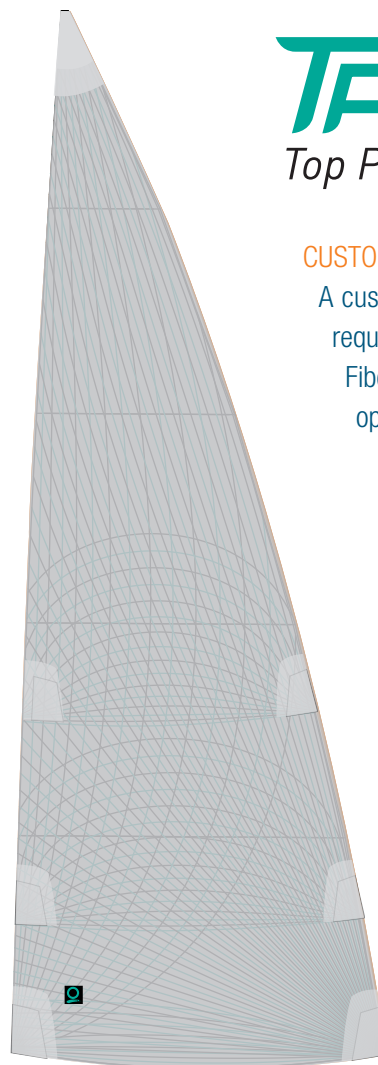
A custom fiber matrix based on your unique boat and use requirements is generated with the help of iQ Technology®. Fibers are strategically run where it matters most to ensure optimal shape, ease of trim, and added strength.

PROTECTIVE SKIN LAYER

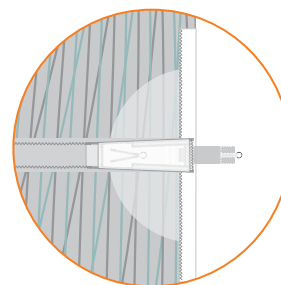
A taffeta skin adds structural durability and enhances shape retention, increasing the longevity of the sail and its performance.

ATTENTION TO DETAIL

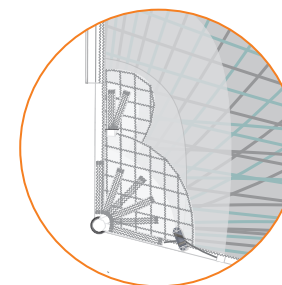
Every detail is exquisitely engineered and refined. The sail is hand-finished with the highest attention to detail given to every construction element, including head and corner reinforcements, luff and leech cords, edge tapes, reef points, etc.



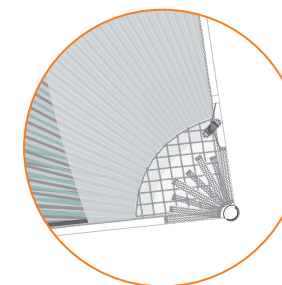
HEAD CORNER PATCH



BATTEN TENSIONING SYSTEM



TACK CORNER PATCH



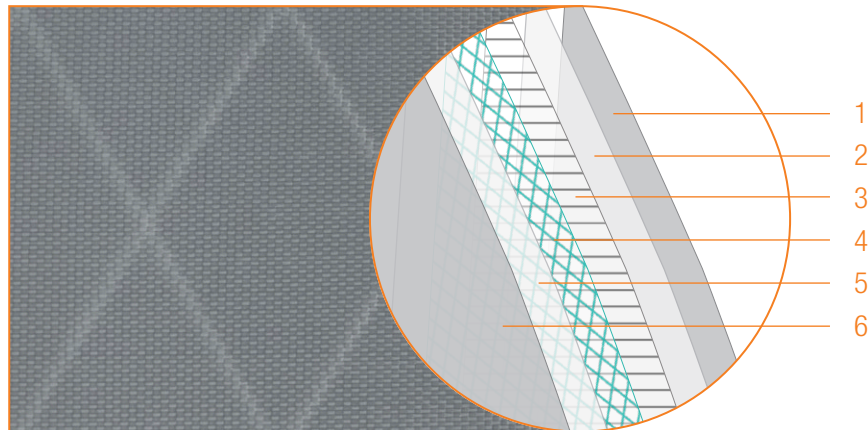
CLEW CORNER PATCH

HANSE AC5 SAILS – ENGINEERED WITH IQ TECHNOLOGY®

Quantum's unprecedented iQ Technology® and design process is fueled by the best sailors, sailmakers, and designers in the world and comprehensive data and insights from every project they've worked on - from super yachts to dinghies. The result is a custom sail engineered to achieve the perfect shapes that, simply put, give you confidence through control and ease of use for the best experience on the water time and time again.

Quantum AC5 Performance Layers

- Durable, UV Protective Gray Taffeta (layers 1, 6)
- Ultralight film (layers 2, 5)
- 60° High-Tenacity Polyester (layer 4)
- 0° High-Tenacity Polyester (layer 3)



CUSTOM PANEL DESIGN

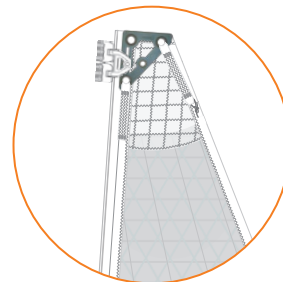
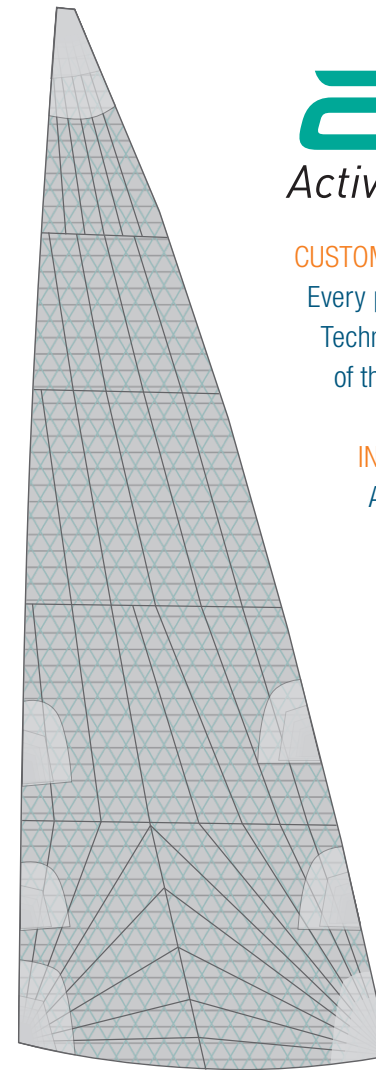
Every panel is specifically cut and assembled from custom iQ Technology® designs to optimize the shape and performance of the sail.

INTEGRATED PROTECTION

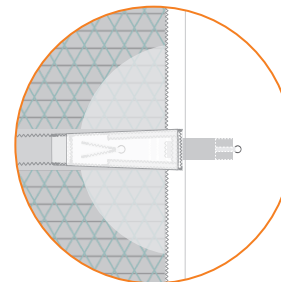
A protective taffeta skin adds structural durability to each panel and enhances shape retention, increasing the longevity of the sail and its performance.

EXQUISITE CRAFTSMANSHIP

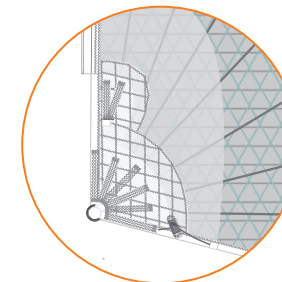
Durability and high-performance are a result of Quantum's detailed assembly process. Each panel is assembled with the highest attention to detail given to every construction element, including head and corner reinforcements, luff and leech cords, edge tapes, reef points, etc.



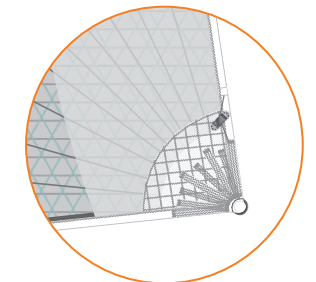
HEAD CORNER PATCH



BATTEN TENSIONING SYSTEM



TACK CORNER PATCH



CLEW CORNER PATCH

