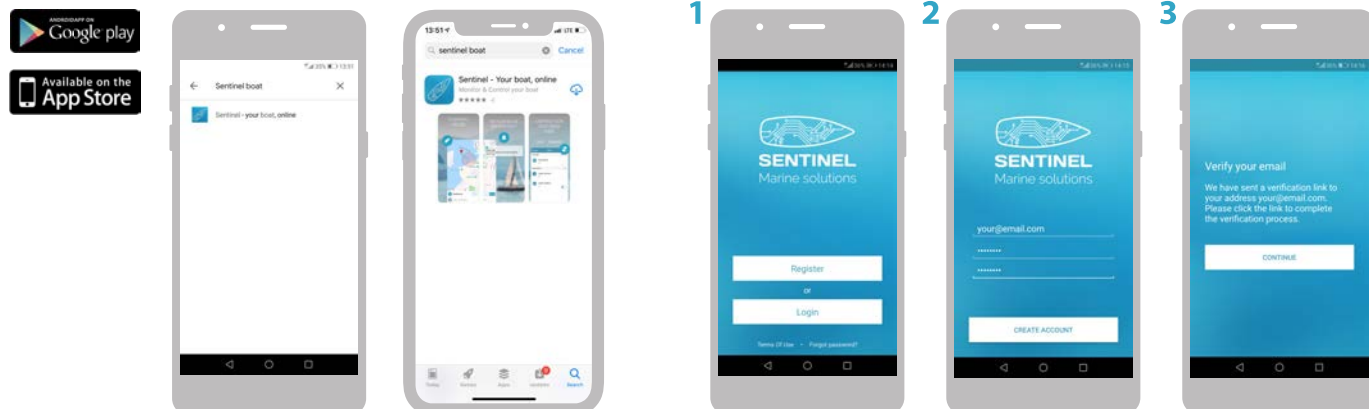
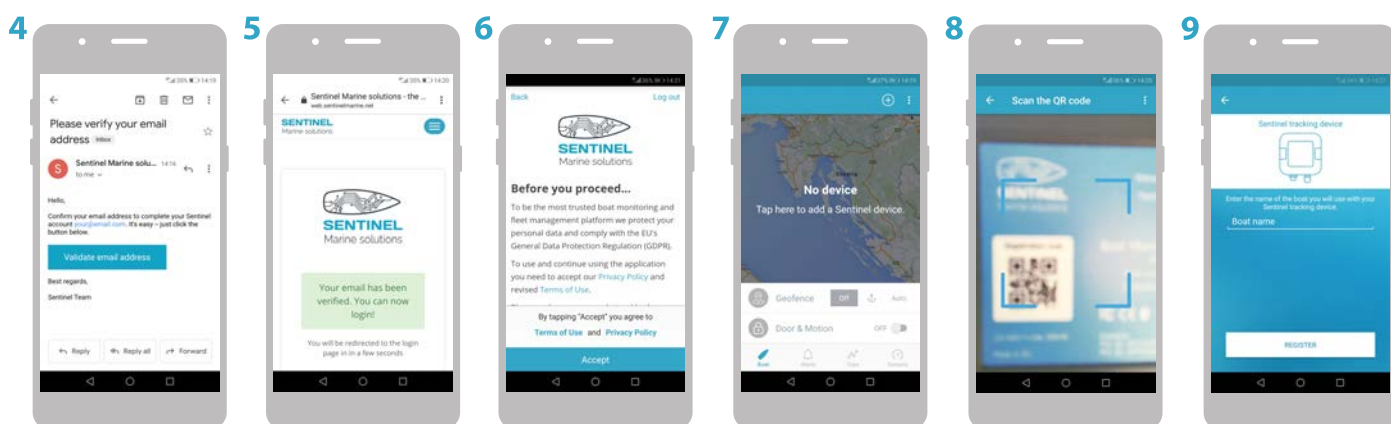


Connect with your boat

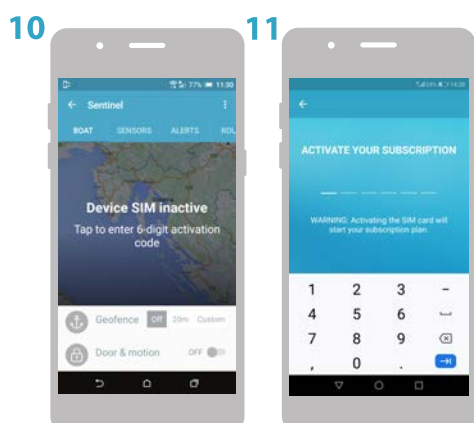
To access boat's data you need a Sentinel Boat Monitor installed and a Sentinel app for your mobile device. Use Play Store for Android or App Store for iOS and search for "Sentinel boat" app.



1. If you already have a Sentinel account skip steps 2-6 and select Login, otherwise select Register
2. Enter your email address and choose a password
3. A verification email will be sent to the address you have entered. Please check your "Spam" folder if you haven't received it



4. To verify your email address click on "Validate email address" button
5. Email address is now verified. You can proceed with using the Sentinel app
6. Terms of Use, Privacy Policy need to be accepted before using the app
7. Select the plus sign "+" in the top of the screen
8. Scan your QR Code (found on the device or in the installation manual)
9. Input the name of the boat. Before boat's data can be received you need to activate the Sentinel Boat Monitor



10. To activate the Sentinel Boat Monitor, follow the instructions to input the activation code
11. Enter the activation 6 digit PIN code (which can be found on the device or in the installation manual)

NOTE! Please note that it might take up to 15 minutes for your device to start sending data to your mobile device.